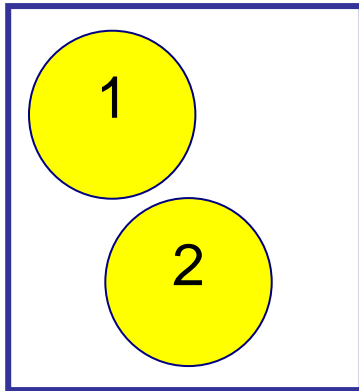


INITIAL WORLD WIDE EXPANSION


Chart # 6

CANADA - 3 REGIONS U.K. - 6 REGIONS AUSTRALIA – 2 REGIONS U.S.A. – 30 REGIONS

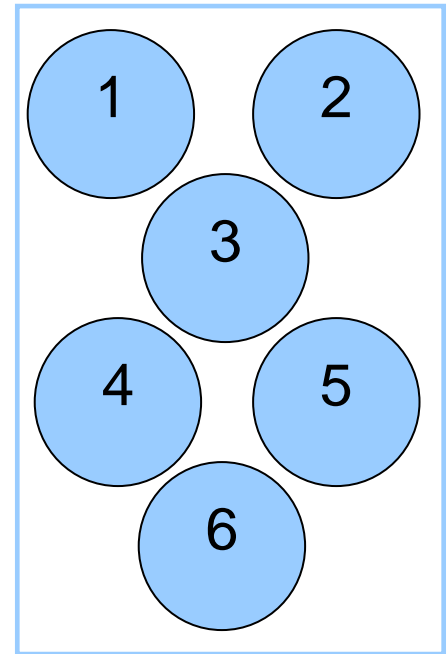
AUSTRALIA




CANADA



U.K.



U.S.A.



Population As of January 1, 2009

RANKED	COUNTRY	POP	% Of World Pop.
3 RD	U.S.A.	307,450,000	4.53%
22 ND	U.K.	61,634,599	.91%
36 TH	CANADA	33,787,000	.56%
52 ND	AUSTRALIA	21,917,000	.32%

- This chart represents a fully expanded, developed first four countries, each Region being developed by a number of Regional Developers based on the make-up of the Region.
- Each Region is based on approximately 10 million population and, based on the make-up of the Region, will have a Territory Manager for every 50,000 to 100,000 population base.
- There will be one Pioneer Regional Developer per Region.