


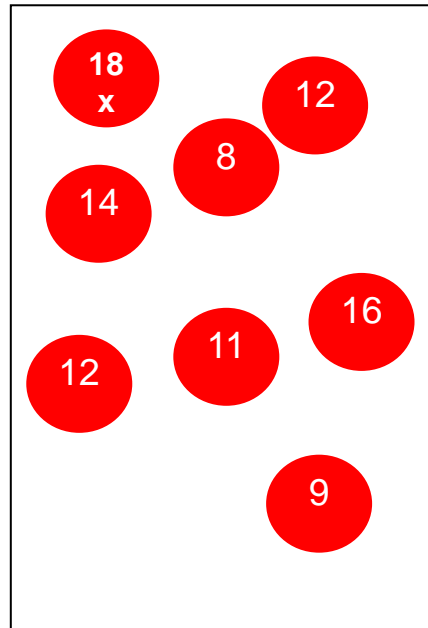
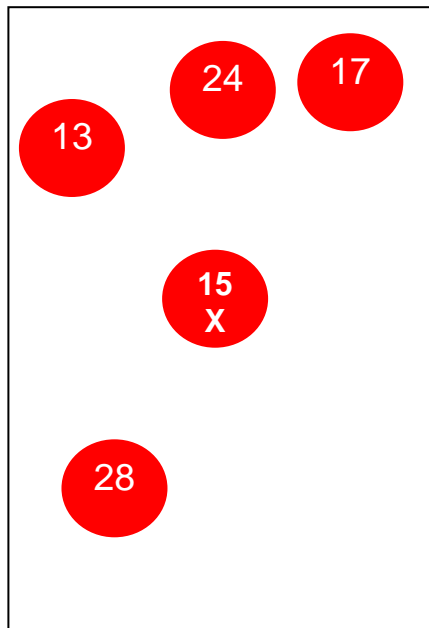
CANADIAN EXPANSION

Chart #5
 Will Consist of 3 Regions
 Population 33 Million

Region 1
 10 Million

Region 2
 10 Million

Region 3
 10 Million



5 Regional Developers working
 with 97 Territory Managers

8 Regional Developers working
 with 100 Territory Managers

17 Regional Developers working
 with 180 Territory Managers

REGIONS

Countries or sub-divided countries into areas of approximately 10 million population.

REGIONAL DEVELOPERS

Represented by the red circles. Regional Developers can work with and develop as many Territory Managers as they wish. The number of Regional Developers will vary per Region. There will be only one Pioneer Regional Developer per Region, represented by the X.

TERRITORY MANAGERS

Represented by the numbers inside the circles. A fully developed and serviced Region will have individual Territory Managers covering the entire 10 million population base. A single Territory Manager can manage as many Territories as they can do so successfully. This fact will determine the number of Territory Managers per Region.